



District Report Card: 2017


| | |
|-----------------------|-----------------------------|
| State: Manipur | District: Tamenglong |
| Class: 5 | Subject: Language |
| Schools: 43 | Students: 356 |


Participation/Coverage


Students

| | | | | | | | | |
|--|--------|--|-------|--|--------|--|-------|--|
| <div>GENDER</div> <div></div> | Boys | | | | Girls | | | |
| | Number | | % | | Number | | % | |
| | 170 | | 47.75 | | 186 | | 52.25 | |

| | | | | | | | | |
|---|--------|--|--------|--|--------|--|------|--|
| <div>AREA</div> <div></div> | Rural | | | | Urban | | | |
| | Number | | % | | Number | | % | |
| | 356 | | 100.00 | | 0 | | 0.00 | |

| | | | | | | | | |
|--|--------|------|--------|-------|--------|------|--------|------|
| <div>CATEGORY</div> <div></div> | SC | | ST | | OBC | | GEN | |
| | Number | % | Number | % | Number | % | Number | % |
| | 1 | 0.28 | 353 | 99.16 | 0 | 0.00 | 2 | 0.56 |

| | | | | | | |
|--|----|----|----|------|----|-----|
| <div>CWSN</div> <div></div> | LD | VI | HI | S&LD | ID | Oth |
| | 0 | 0 | 0 | 0 | 1 | 4 |

| | | | | | | | | |
|--|------------|--|-------|--|------------------|--|-------|--|
| <div>Management</div> <div></div> | Government | | | | Government-aided | | | |
| | Number | | % | | Number | | % | |
| | 313 | | 87.92 | | 43 | | 12.08 | |

Average Performance of Students in Language (%)

| Overall | Gender | | Area | | Management | | Social Group | | | |
|---------|--------|--------|-------|-------|------------|-------|--------------|-------|------|-------|
| | Male | Female | Rural | Urban | Govt. | Aided | SC | ST | OBC | GEN |
| 63.46 | 65.49 | 61.61 | 63.46 | 0.00 | 62.58 | 69.92 | 73.33 | 63.32 | 0.00 | 83.33 |

Performance on Learning Outcomes (LOs)

| Learning Outcomes | Description | Average Performance(%) |
|-------------------|--|------------------------|
| L504 | Reads and comprehends independently storybooks, news items/ headlines, advertisements etc. | 60.17 |
| L508 | Reads text with comprehension, locates details and sequence of events | 65.11 |

| Range of Performance of Students who Answered Correctly | | | | | | | |
|---|------|-----------|-------|-----------|-------|-----------|-------|
| Below 30% | | 30% - 50% | | 50% - 75% | | Above 75% | |
| Number | % | Number | % | Number | % | Number | % |
| 33 | 9.27 | 67 | 18.82 | 122 | 34.27 | 134 | 37.64 |

Lowest Performing Learning Outcomes (LOs)

- 1 - Reads and comprehends independently storybooks, news items/ headlines, advertisements etc. (60.17)
- 2 - Reads text with comprehension, locates details and sequence of events (65.11)